





KEEP OUT OF REACH OF CHILDREN • READ SAFETY DIRECTIONS BEFORE USE • SHAKE WELL



fertech

ExchangeTM 7-0-0 + 9% Ca, 2% Mg

9% Ca, 2.4% Mg, 10% ALS

-  A liquid calcium and magnesium amendment with both nutrients present in highly soluble nitrate form
-  Strong surfactant component assists in flushing the beneficial calcium and magnesium through the soil to replace sodium on exchange sites
-  Ideal for use in sodic or high salinity situations to combat detrimental sodium accumulation in the root zone
-  Assists in building soil structure to improve percolation and nutrient exchange resulting in a vigorous root system.

CONTENTS

5L 200L 1000L

Guaranteed Minimum Analysis (W/V)

Total Nitrogen (N) 7.83%

Total Calcium (Ca) as Nitrate 9.09%

Total Magnesium (Mg) as Nitrate 2.4%

Ammonium Laurel Sulphate (ALS) 10%

pH: 5.8 S.G: 1.35

globe
GROWING SOLUTIONS



Directions for Use:

Apply to turf surfaces suffering from sodium accumulation issues or where calcium and magnesium requires supplementing due to deficiencies. Fertech Exchange should be irrigated following treatment to ensure proper placement of the solution in the turf root zone. This product contains a surfactant which can accelerate the uptake of soluble nutrients, as a result ensure irrigation occurs within a 20-minute window following application. Avoid application when temperature exceeds 30°C.

Application Details:

Situation	Rate/100m ²	Rate/Ha	Water Volume	Comments
Sodium displacement	500mL / 100m ²	50L	Minimum of 800L / Ha	Apply as a soil drench and follow with 3-6mm of irrigation within 20 minutes of application.
Bowling green	7L / Standard green in a Minimum 200L of water		Minimum of 200L	
Calcium and magnesium supplement in deficient soils	200-400mL / 100m ²	20-40L	Minimum of 600L / Ha	Apply monthly or as required based on soil analysis results, follow with a brief cycle of irrigation to place nutrient within the soil profile.

Mixing & compatibility:

Shake well before use. Fill spray vessel with half the required volume of water. Add required amount of Fertech Exchange to the spray tank while agitating. Add remaining water to the spray tank. Continue agitating during application. Wash out spray tank, including nozzles, immediately after use. Do not apply Fertech Exchange with any other surfactants or nutrition products. Tank mixing with soil-positioned agro-chemical products should be undertaken with caution following a successful jar test only.

Storage, handling & disposal:

Do not store below 0°C, as crystallisation may occur. Do not contaminate lakes, streams, dams or ponds by cleaning equipment or disposal of waste.

First aid:

In case of contact with eyes or skin, flush at once with large amounts of water. If irritation persists, seek medical attention. If swallowed, drink large amounts of water and induce vomiting. Seek medical attention.

Conditions of sale:

Globe Growing Solutions shall not be liable for any loss, injury damage or death whether consequential or otherwise whatsoever, or howsoever arising whether through negligence or otherwise in connection with the sole, supply, use or application of this product. The supply of this product is on the express condition that the purchaser does not rely on Globe Growing.



ABN 75 001 429 714
8 Hexham Place Wetherill Park NSW 2164
T: 1800 244 300
W: www.globegrowingsolutions.com.au

BATCH NO:

DOM: